



Product documentation




Welcome to 1E product documentation. The following headings link to the latest versions of featured 1E products.

If your product is not shown below, please refer to [1E supported products](#) to see links to all the supported product versions.


Platform









	Tachyon Platform Install the infrastructure for 1E applications <ul style="list-style-type: none">• Quick Start• Implementing Tachyon• Tachyon SDK
	1E Client Deploy client services for 1E applications <ul style="list-style-type: none">• Implementing 1E Client• 1E Client Deployment Assistant

Endpoint and Client Engineering

	Tachyon Explorer Perform real-time diagnostics and remediation for faster and more proactive incident resolution <ul style="list-style-type: none">• Introducing Explorer• Explorer Home page, questions and responses
	Tachyon Experience Monitor, investigate, and remediate employee experience issues in real-time and at scale <ul style="list-style-type: none">• Using Experience
	Guaranteed State Detect compliance vulnerabilities and take action in seconds <ul style="list-style-type: none">• Using Guaranteed State• Guaranteed State Concepts

Platform applications

	AppClarity Define and link entitlements to your enterprise-wide software installations <ul style="list-style-type: none">• Using AppClarity
---	---

	<p>Application Migration</p> <p>Migrate applications during an Operating System upgrade</p> <ul style="list-style-type: none"> • Using Application Migration
	<p>Patch Success</p> <p>Automate patch management and reporting, to mitigate risk and vulnerabilities</p> <ul style="list-style-type: none"> • Using Patch Success
<p>Modern Management</p>	
	<p>Nomad</p> <p>Transfer content efficiently and reduce distributed server needs</p> <ul style="list-style-type: none"> • Implementing Nomad • PXE Everywhere • BIOS to UEFI
	<p>Shopping and WSA</p> <p>The one-stop IT request store for the Work From Anywhere Enterprise</p> <ul style="list-style-type: none"> • Implementing Shopping • Working with Shopping
<p>ServiceNow Automation</p>	
	<p>1E Core</p> <p>Manage the connection between ServiceNow and Tachyon</p> <ul style="list-style-type: none"> • Implementing 1E Core • Using 1E Core
	<p>1E ITSM Connect</p> <p>Take action at the first point of contact with endpoint task automation for ServiceNow</p> <ul style="list-style-type: none"> • Implementing 1E ITSM Connect • Using 1E ITSM Connect
	<p>1E Service Catalog Connect</p> <p>Integrate with the ServiceNow service catalog to provide your customers with self-service opportunities</p> <ul style="list-style-type: none"> • Implementing 1E Service Catalog Connect • Using 1E Service Catalog Connect
	<p>1E Virtual Assistant</p> <p>Deliver a self-service experience to employees with AI-driven automated resolution for ServiceNow</p> <ul style="list-style-type: none"> • Implementing 1E Virtual Assistant • Using 1E Virtual Assistant